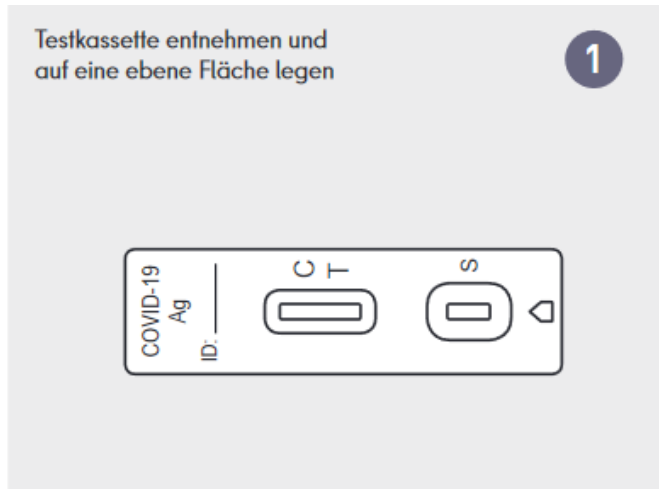


NEWGENE COVID-19 Antigen Detection Kit (Nasal Swap) at RUB testing, evaluation and measures after testing

Taking the test:

You should self-test **at home**.



1. Remove plastic test strip and place on a flat surface

2. Blow nose, wash hands; Insert swab into both nostrils approx. 2-3 cm, turn against the nasal wall and slowly move it across the nasal mucosa in a circle five times for 20 seconds

3. Remove seal completely

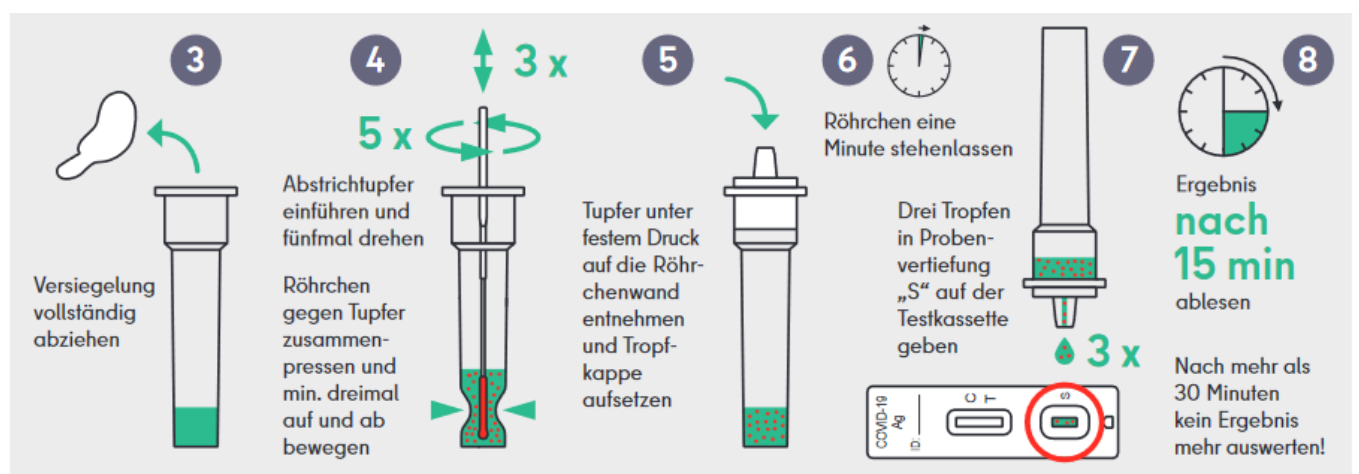
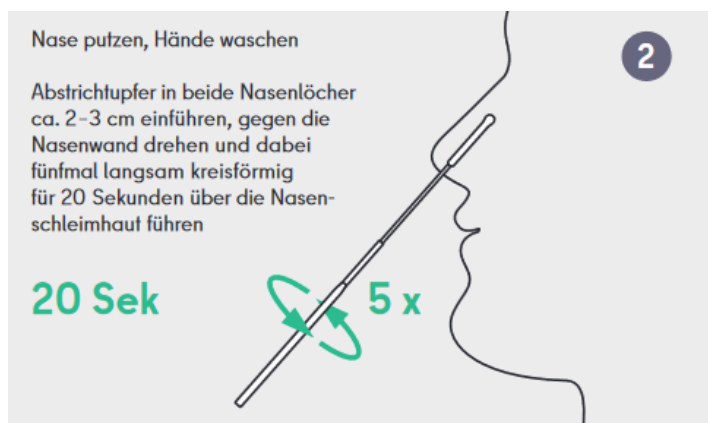
4. Insert swab and rotate five times; press tube against swab and move up and down at least three times

5. Remove swab while pressing firmly on tube wall and put on dropper cap

6. Leave tube for one minute

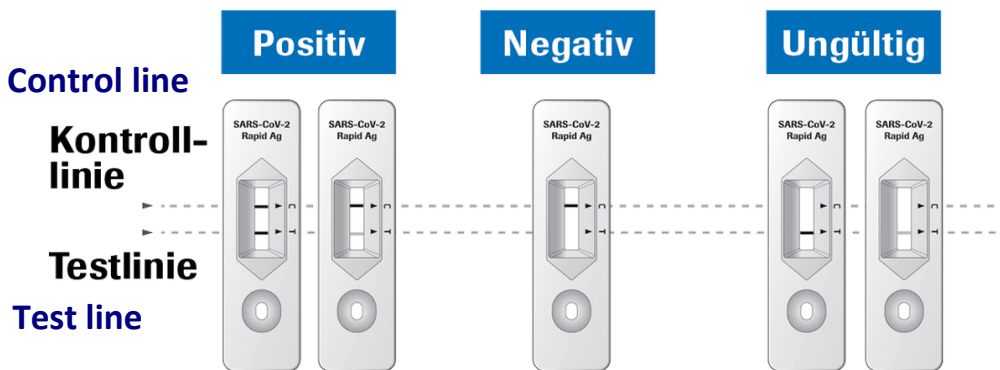
7. Place three drops in the indentation labelled „S“ on the test strip.

8. Check result after 15 minutes; do not evaluate result after more than 30 minutes!



NEWGENE COVID-19 Antigen Detection Kit (Nasal Swap) at RUB testing, reading and measures after testing

Evaluation of the result:



Positive test result (see above: "Positiv")

If there is a **test line (T)**, no matter how faint, **together with a control line (C)**, it means the test result is positive. A positive result means that you are **very likely to have COVID-19. Please contact your doctor or a coronavirus testing centre immediately and tell them your self-test result was positive; you must also isolate at home until your self-test result is verified by a PCR test. You are not allowed to enter the campus and RUB facilities until either a negative antigen test control or PCR test result is on hand (i.e. the rapid test was false positive and you don't have a COVID-19/coronavirus infection) or the legally required quarantine period has ended.**

Invalid test result (see above: "Ungültig")

If there is **no visible control line (C)**, consider the result invalid (the test is not working properly). Look carefully: even if the control line is only faint, the test can be considered valid. You may not have performed the test correctly. Therefore, repeat the test (follow the instructions carefully) or have a test performed by a doctor or at a coronavirus test centre.

Negative test result (see above: "Negativ")

If there is a control line (C) (no matter how faint) but no test line (T), it means the result is negative. It is unlikely that you have COVID-19. Since it is possible to have an infection despite a negative test result, please contact your doctor if you experience any symptoms of COVID-19.

Even if the test result is negative, it is necessary to observe all coronavirus protection and hygiene measures!!

Disposal:

For individual tests: the used test kits are to be disposed of at home in a sturdy, tear-proof and sealed rubbish bag in the non-recyclable waste container.

(Contact for questions on disposal: phone 22345/24853, entsorgung@uv.rub.de).

Read more: <https://diwamedical.com/wp-content/uploads/2021/12/Newgene-Antigentest-CE1434-zur-Laienanwendung.pdf>

Source: Senatsverwaltung Berlin – Kurzanleitung für den Selbsttest

<file:///C:/Users/wiegakkf/AppData/Local/Temp/selbsttest-kurzanleitung-newgene-1.pdf>