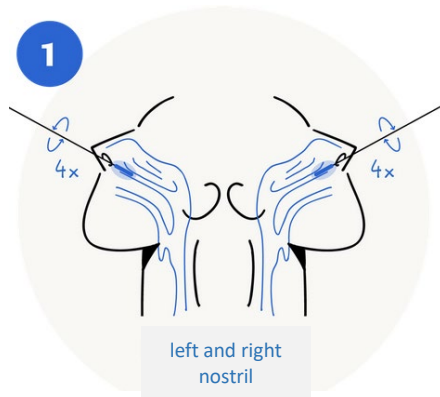


Roche SARS-CoV-2 antigen patient tests (for lay persons) at RUB: testing, evaluating and measures after testing

Taking the test

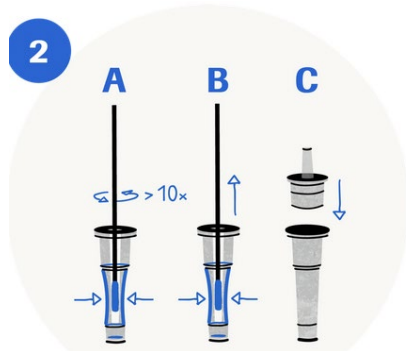
You should self-test **at home**.



1. Take a swab

Wash your hands and blow your nose before taking the test. Take the swab out of the package, making sure to touch the swab only at the grip. Tilt your head slightly backwards. Insert the swab into one nostril. Slowly push the swab forward about 2 cm (parallel to the palate) until you feel resistance. Do not apply any pressure. Turn the swab 4 times (for about 15 seconds in total) against the inside of the nose and then remove it from the nose. Repeat this with the same swab in the other nostril.

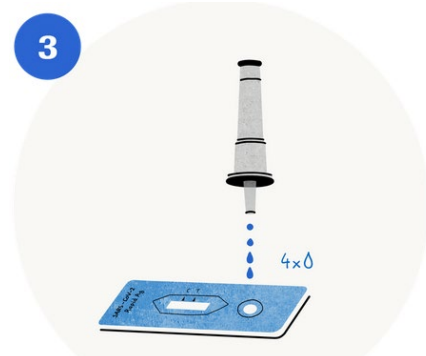
See patient information leaflet.



2. Dissolve the sample in the extraction buffer

Place the swab in a tube with extraction buffer. Squeeze the bottom of the tube and rotate the swab back and forth more than 10 times. Continue to squeeze the sides of the tube while extracting the swab to squeeze all of the liquid out of the swab. Press the dispenser cap firmly onto the tube.

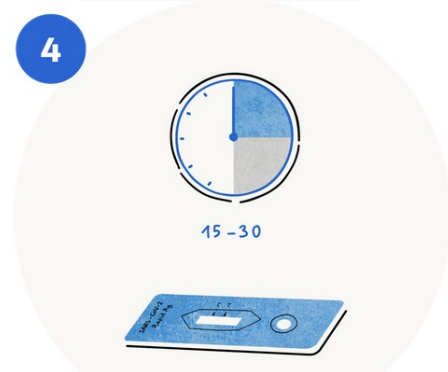
See patient information leaflet.



3. Apply the dissolved sample

Place the test strip on a flat surface. Hold the tube vertically over the circular field (not the rectangular result window). Drop exactly 4 drops onto the field. If necessary, squeeze the tube slightly. Note: You can continue the test even if you have accidentally applied 5 drops.

See patient information leaflet.



4. Check the result

Set the stopwatch and check the test result after 15-30 minutes. If the test result is checked after more than 30 minutes, it may be incorrect.

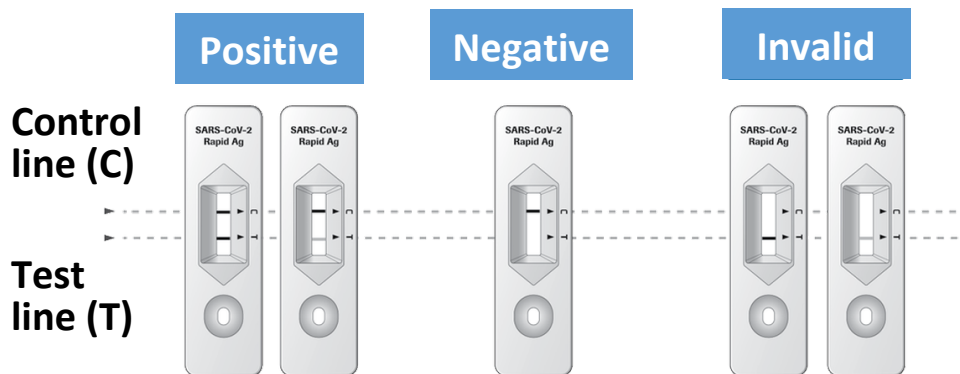
See patient information leaflet.

Video tutorial and additional information on the test (including patient information leaflet): <https://www.roche.de/patienten-betroffene/informationen-zu-krankheiten/covid-19/sars-cov-2-rapid-antigen-test-patienten-n/#anchor-handhabung>

See overleaf on how to evaluate the result

Roche SARS-CoV-2 antigen patient tests (for lay persons) at RUB: testing, evaluating and measures after testing

Evaluate the result:



Positive test result

If there is a **test line (T)**, no matter how faint, **together with a control line (C)** means the test result is positive.

A positive result means that you are **very likely to have COVID-19**.

Please contact your doctor or a coronavirus testing centre immediately and tell them your self-test result was positive; you must also self-quarantine at home until your self-test result is verified by a PCR test.

You are not allowed to enter the campus and RUB facilities until either you receive a negative PCR test result (i.e. the rapid test was false positive and you don't have a COVID-19/coronavirus infection) or the health department has terminated your quarantine.

Invalid test result

If there is **no visible control line (C)**, consider the result invalid (the test is not working properly).

Look carefully: even if the control line is only faint, the test can be considered valid. You may not have performed the test correctly. Therefore, repeat the test (follow the instructions and video carefully) or have a test performed by a doctor or at a coronavirus test centre.

Negative test result

If there is a **control line (C)** (no matter how faint) **but no test line (T)**, means the result is negative. It is unlikely that you have COVID-19.

Since it is possible to have an infection despite a negative test result, please contact your doctor if you experience any symptoms of COVID-19.

Even if the test result is negative, it is necessary to observe all coronavirus protection and hygiene measures!

Disposal:

For individual tests: the used test kits are to be disposed of at home in a sturdy, tear-proof and sealed rubbish bag in the non-recyclable waste container.

For (exceptional) group tests at RUB: the test kits are to be disposed of in sealed tear-proof and thick-walled rubbish bags in the non-recyclable waste bins outside the MA building. (Contact for questions on disposal: phone 22345/24853, entsorgung@uv.rub.de).